



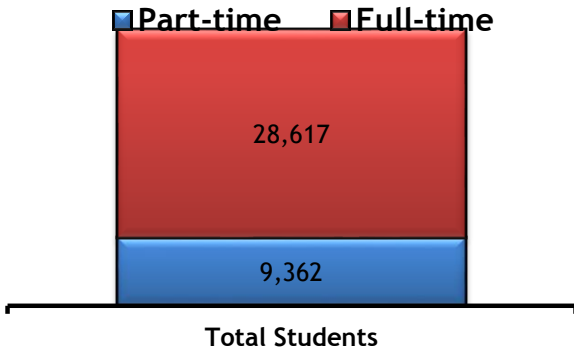
# DIVISION OF STUDENT AFFAIRS

## Recreational Sports, Fall 2016

The purpose of the **Recreational Sports Department** at UNT is the provision of programs, services, and facilities, which support the recreational and fitness needs of the university community (students, faculty, staff and their families and guests) and support the educational goals of the University of North Texas. The goal is to provide a positive environment to assist those individuals in exploring and learning about recreation and fitness activities, in order to enhance a better quality of life and to become active members of the community. The activities are provided through intramural sports, informal recreation, group exercise, sport clubs, fitness, faculty/staff fitness, special events, outdoor pursuits and aquatics. *The Pohl Recreation Center is a NIRSA Outstanding Sports Facility.*

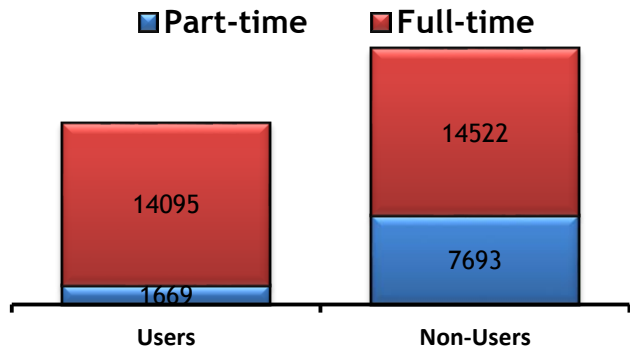
### UNT Student Characteristics (Fall 2016)

**TOTAL NUMBER OF STUDENTS** 37,979

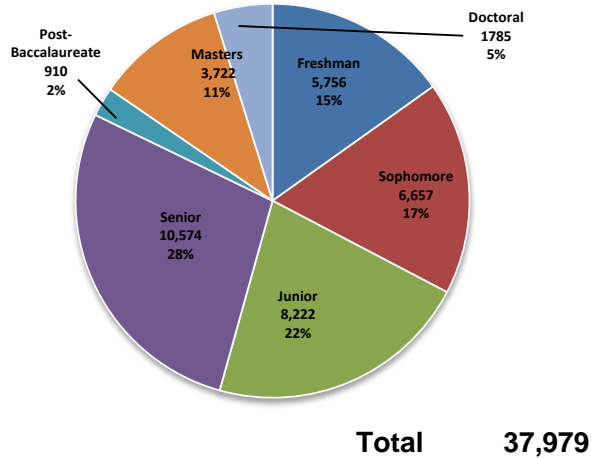


### Recreational Sports User Characteristics (Fall 2016)

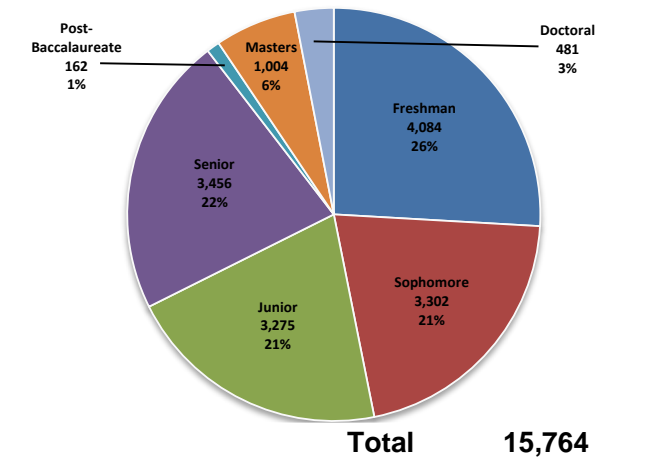
**TOTAL NUMBER OF STUDENT USERS** 15,764



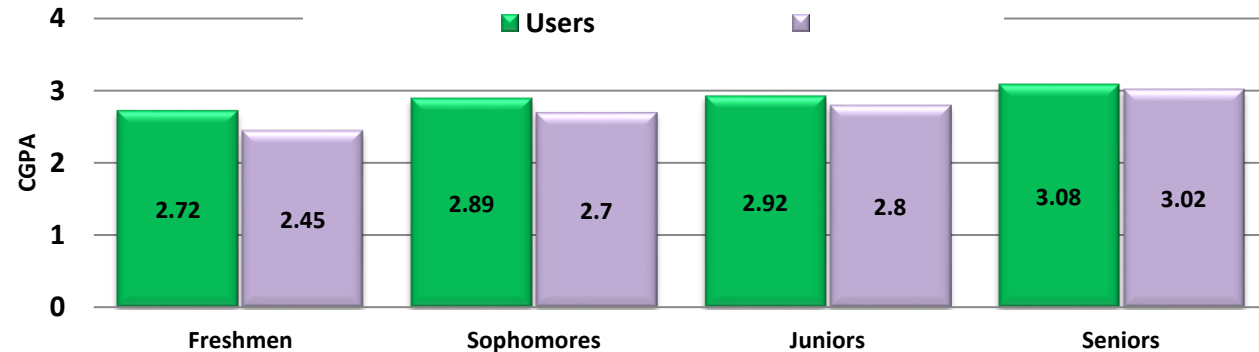
### UNT Undergraduate Profile

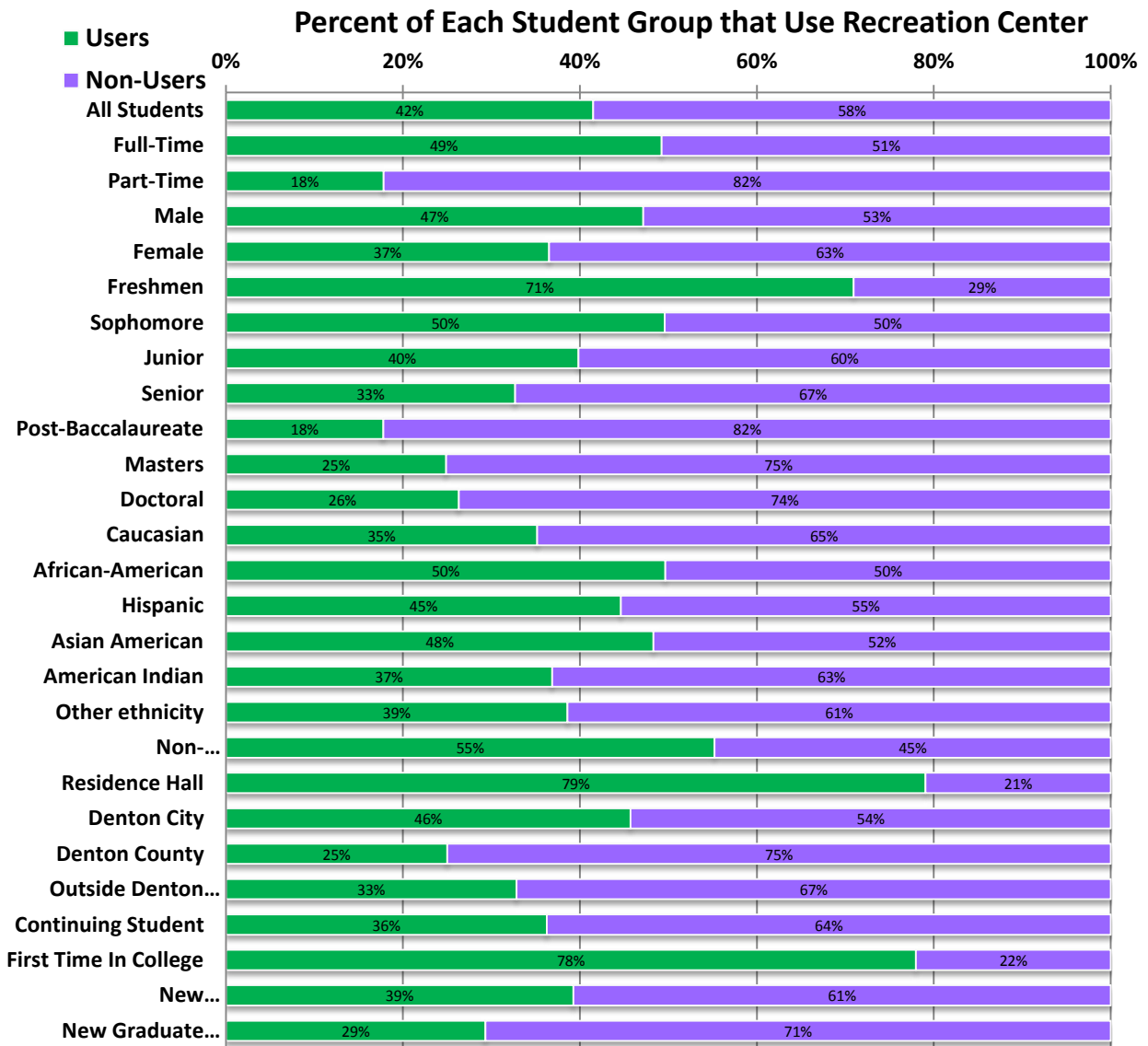


### Recreation Center User Profile By Class



### CGPA of Recreation Center Users vs. Non-Users





**UNT STUDENT PROFILE**

<b>Total</b>	<b>37,979</b>	
<b>Gender</b>		
Male	17,811	47%
Female	20,168	53%
<b>Classification</b>		
Freshmen	5,756	15%
Sophomore	6,657	18%
Junior	8,222	22%
Senior	10,574	28%
<b>Undergraduate</b>	<b>0</b>	<b>0%</b>
Post-Baccalaureate	910	2%
Masters	4,033	11%
Doctoral	1,827	5%
<b>Graduate</b>	<b>0</b>	<b>0%</b>

**RECREATIONAL SPORTS STUDENT USER PROFILE**

<b>Total</b>	<b>15,764</b>	
<b>Gender</b>		
Male	8,399	53%
Female	7,365	47%
<b>Classification</b>		
Freshmen	4,084	26%
Sophomore	3,302	21%
Junior	3,275	21%
Senior	3,456	22%
<b>Undergraduate</b>	<b>0</b>	<b>0%</b>
Post-Baccalaureate	162	1%
Masters	1,004	6%
Doctoral	481	3%
<b>Graduate</b>	<b>0</b>	<b>0%</b>

**UNT STUDENT PROFILE****Admit Status**

Continuing Student	27,463	72%
First Time In College	4,774	13%
New Undergraduate Transfer	4,032	11%
New Graduate Student	1,698	4%
Transient Student	12	0%

**Race/Ethnicity**

Caucasian	18,384	48%
African-American	5,321	14%
Hispanic	8,402	22%
Asian American	2,618	7%
American Indian	586	2%
Other	316	1%
Non-Resident	2,352	6%

**Residence**

Residence Hall	6,147	16%
Denton City	6,412	17%
Denton County	4,825	13%
Outside Denton County	20,595	54%

**RECREATIONAL SPORTS STUDENT USER PROFILE****Admit Status**

Continuing Student	9,960	63%
First Time In College	3,723	24%
New Undergraduate Transfer	1,583	10%
New Graduate Student	498	3%
Transient Student	0	0%

**Race/Ethnicity**

Caucasian	6,468	41%
African-American	2,643	17%
Hispanic	3,751	24%
Asian American	1,265	8%
American Indian	216	1%
Other	122	1%
Non-Resident	1,299	8%

**Residence**

Residence Hall	4,861	31%
Denton City	2,933	19%
Denton County	1,207	8%
Outside Denton County	6,763	43%

**42%** of all UNT students use the Rec Center.

**49%** of all full-time UNT students use the Rec Center.

**18%** of all part-time UNT students use the Rec Center.

**Gender**

**47%** of all male UNT students use the Rec Center.

**37%** of all female UNT students use the Rec Center.

**Classification**

**71%** of all UNT Freshmen students use the Rec Center.

**50%** of all UNT Sophomore students use the Rec Center.

**40%** of all UNT Junior students use the Rec Center.

**33%** of all UNT Senior students use the Rec Center.

**18%** of all UNT Post-Baccalaureate students use the Rec Center.

**25%** of all UNT Masters students use the Rec Center.

**26%** of all UNT Doctoral students use the Rec Center.

**Admit Status**

**36%** of all UNT continuing students use the Rec Center.

**78%** of all UNT first-time-in-college students use the Rec Center.

**39%** of all UNT new undergraduate transfer students use the Rec Center.

**29%** of all UNT new graduate students use the Rec Center.

**Race/Ethnicity**

**35%** of all Caucasian UNT students use the Rec Center.

**50%** of all African-American UNT students use the Rec Center.

**45%** of all Hispanic UNT students use the Rec Center.

**48%** of all Asian American UNT students use the Rec Center.

**37%** of all American Indian UNT students use the Rec Center.

**39%** of all Other UNT students use the Rec Center.

**55%** of all Non-Resident UNT students use the Rec Center.

**Residence**

**79%** of all UNT students who live in Residence Halls use the Rec Center.

**46%** of all UNT students who live in the City of Denton use the Rec Center.

**25%** of all UNT students who live in Denton County use the Rec Center.

**33%** of all UNT students who live outside Denton County use the Rec Center.