


# UNT Homecoming 2020

## Cook Children's Card Making Instructions


Supplies: Printed Scrappy template, construction paper, coloring utensils, glue, scissors



1. Obtain all supplies.



2. Color in Scrappy template.



3. Fold Scrappy template in half backwards.



4. Cut along line on Scrappy's beak.




5. Fold beak upwards and downwards. Flip paper over and repeat on other side.



6. Unfold and glue on construction paper.



7. Fold card and decorate front.



## UNT Homecoming 2020

Card making for the kids in Fort Worth at

# Cook Children's

Thank you so much for attending the card making session for the service component of UNT Homecoming 2020! We are so excited you're here and the families at Cook Children's Medical Center will greatly appreciate it.

Some guidelines:

- Cards cannot contain religious messages.
- The best messages are those that provide encouragement or recognition.
- Examples:
  - "We're thinking about you today."
  - "Have a happy day."
  - "Happy Holidays!"
  - "You are special."
- Do not write "Get Well Soon."
- Do not include personal information on cards, such as last names, phone numbers, or other personal information.

What do I do once I'm done with the card?

Bring completed physical cards to the Student Activities Office (Union 345) by 5 p.m. on Friday, November 6. Submit digital cards to <http://bit.ly/untcards>.

