



+ UNION ART GALLERY

Application Information

for solo/small group shows



Union Art Gallery Mission

SHOWCASE



the creative endeavors and artistic output
of the UNT student body

PROVIDE

students, faculty, staff, alumni, and
campus visitors with meaningful
educational experiences and encounters
with the visual arts

CULTIVATE

skills related to exhibition, curatorial, and
preparator practices for UNT students



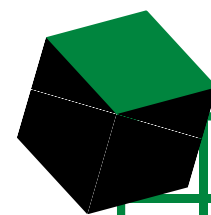


Application Overview


*must apply through Slideroom

Deadline to exhibit in the Spring:
mid-November the semester prior

Deadline to exhibit in the Fall:
mid-April the semester prior



***must be a current
UNT student at the
time of exhibition**



EXHIBITION STATEMENT

(250–750 words)

What are the goals of the exhibition? What are you exploring?

What are the important questions? Elaborate on artworks or artists selected– how do they represent, inform, or challenge the topic at hand? How does your exhibition relate to the current theme?

ARTIST STATEMENT

- Thematic focus of work (goal, purpose, intention, exploration)
- Content of work (themes, ideas, subject matter)
- Influences (cultural, historical, theoretical, art historical)
- Form of work (materials, process, tradition of work)
- Who is your audience?
- How can you clarify what your work is about?
- What are your challenges?

1–20 IMAGES OF WORKS

- The documentation of your work is a very important aspect of your career as an artist
- CVAD students can take advantage of FREE photo documentation services

FLOOR PLAN

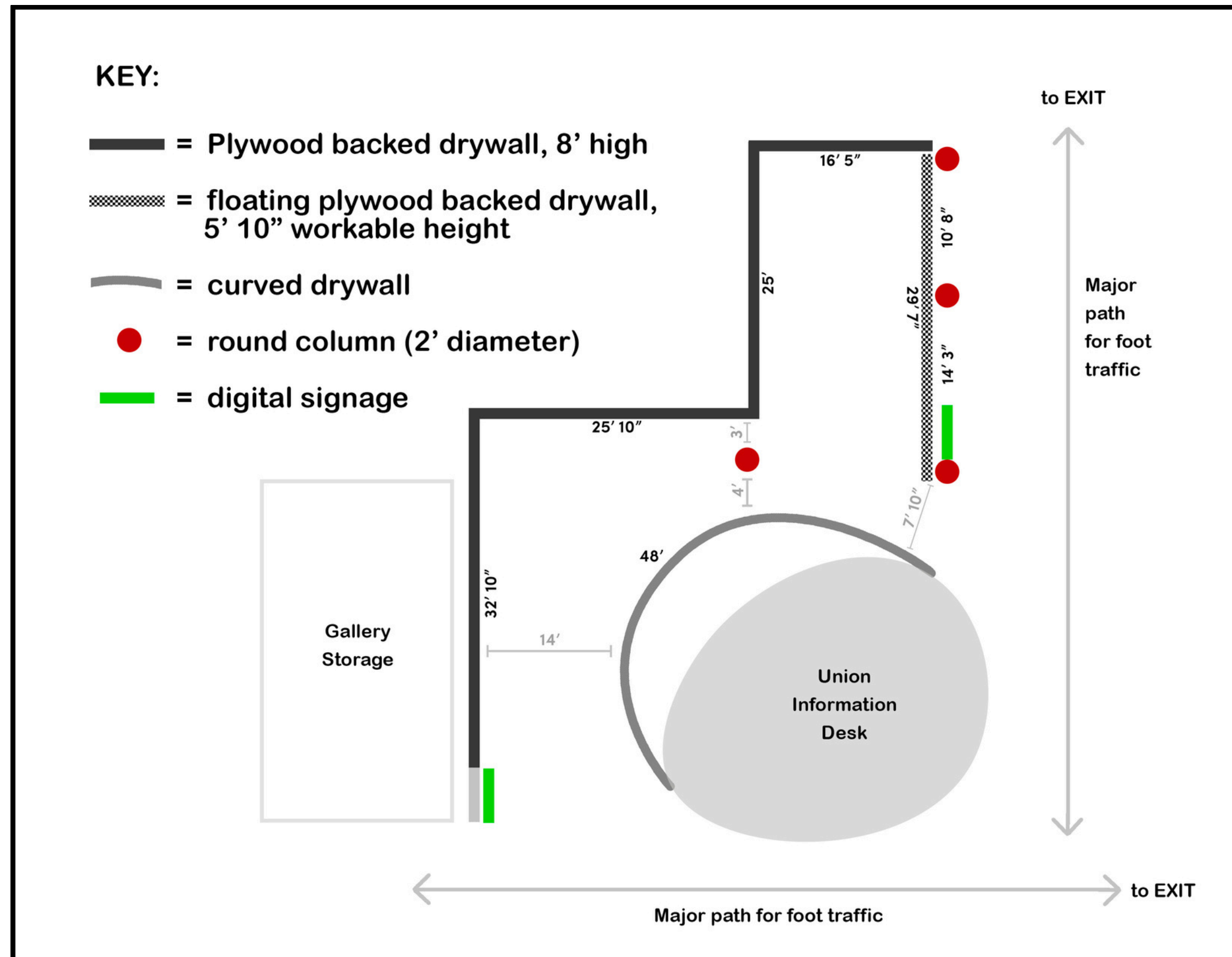
Download the PDF and show us a proposed floor layout. Hint: we want to make sure you have enough work to fill the gallery!

Perks

- 10 day exhibition slot
- FREE printed wall vinyl
- FREE printed gallery labels
- FREE installation photographs
- FREE artist reception
- Your exhibition will be archived in the Union Art Gallery's catalog
- Exhibition experience for your CV
- The chance to get your artwork in front of thousands of UNT students, faculty, staff, and the general public

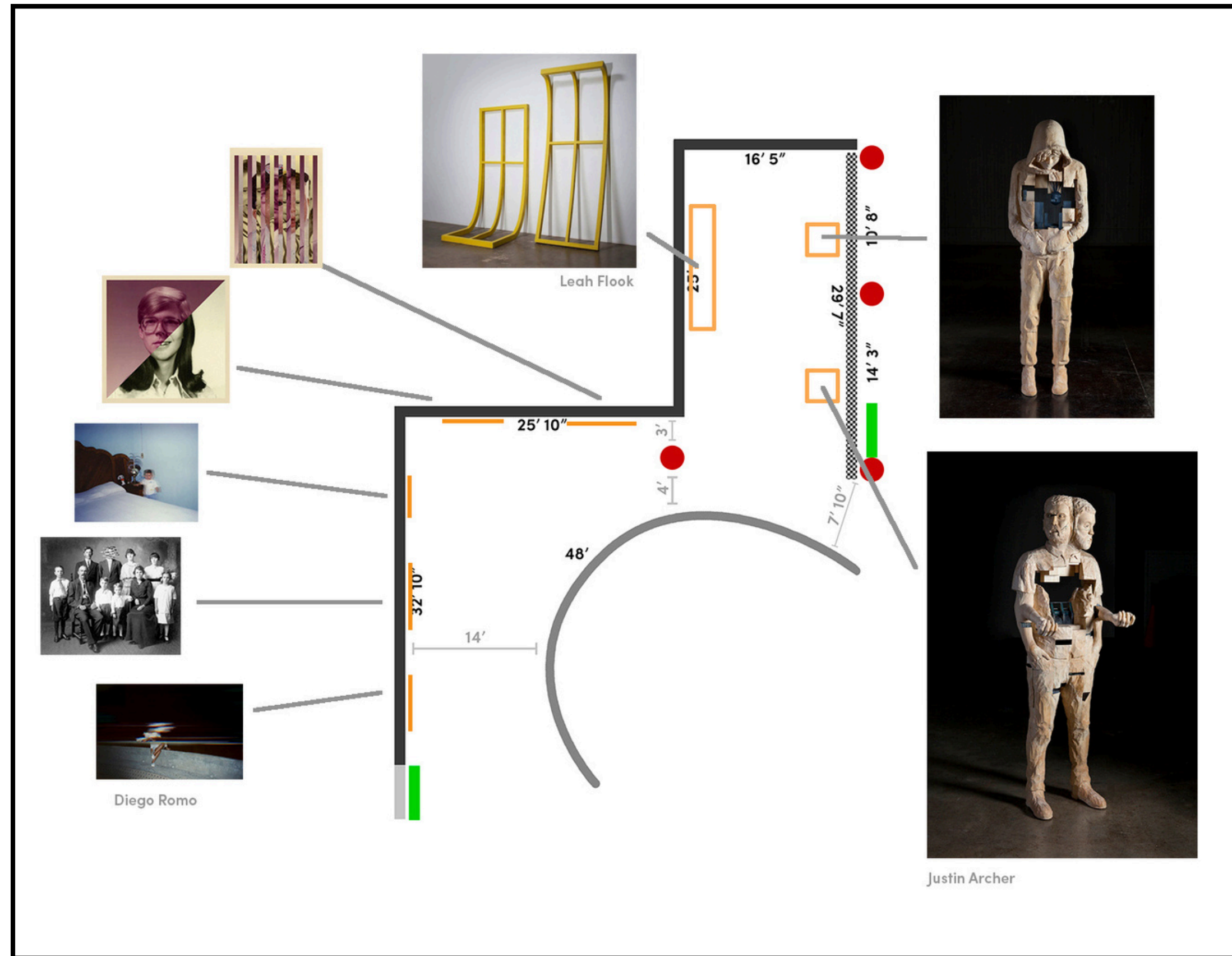
Union Art Gallery Floor Plan

*DOWNLOADABLE PDF AVAILABLE ON THE WEBSITE





Example Floor Layout

*DOWNLOADABLE PDF AVAILABLE ON THE WEBSITE





The selection process




All proposals will be reviewed and rated by the Union Art Gallery selection committee. The committee is made up of faculty, staff, and students from CVAD and other colleges within UNT. If accepted, you will be contacted to set up a meeting to review gallery policies.



Make your application competitive:


Competitive Application

- Clarity of curatorial, conceptual, and thematic aspects
- Clear vision for the exhibition narrative
- Strong images of artwork that represents these assertions
- Work and dialogue is compelling and relevant to the campus and UNT community



Weak Application

- Incomplete application or failure to follow instructions
- Lack of relevance to audience outside from its participants
- Poor or low quality images that fail to show or represent the work in a clear way
- Jargon filled and unnecessarily wordy texts





go to
www.untunion.slideroom.com
and apply!

union.unt.edu/art-gallery

Questions? Contact: Stephanie Spyker, stephanie.spyker@unt.edu

