




**EXHIBIT
YOUR
WORK**



**UNION
ART
GALLERY**



about the union art gallery

UNION.UNT.EDU/ART-GALLERY

our mission

- Showcase the creative endeavors and artistic output of the UNT student body.
- Provide students, faculty, staff, alumni, and campus visitors with meaningful educational experiences and encounters with the visual arts.
- Cultivate skills related to exhibition, curatorial, and preparator practices for UNT students.



opportunity for student artists and curators to exhibit publicly

Two proposal deadlines per year

Deadline for Fall Exhibitions: mid-April

Deadline for Spring Exhibitions: mid-November
(check website for current deadline)

***PROPOSALS ACCEPTED FROM
CURRENT STUDENTS ONLY**



**how to
apply**

who?

CURRENTLY ENROLLED
STUDENTS (UNDERGRADUATE
AND GRADUATE)

when?

PLEASE CHECK UNT'S UNION
SLIDEROOM SITE FOR UP-TO-
DATE DEADLINES
WWW.UNTUNION.SLIDEROOM.COM

you will get a 2-week exhibition slot in the gallery

WE HAVE APPROXIMATELY 8-9 SHOWS PER SEMESTER

Types of Exhibitions

- Small Group Shows
 - Solo Shows
 - Curated Exhibitions
 - For students that do not yet have an entire body of work. Submit one or more artworks to be curated into a group show by the Union Art Gallery Staff
- *Exhibition Statement, Artist Statement, and gallery layout NOT required*

proposal requirements

WHAT YOU WILL BE ASKED IN SLIDEROOM

Exhibition Statement

(250-750 words)

What are the goals of the exhibition? What are you exploring? What are the important questions? Elaborate on artworks or artists selected- how do they represent, inform, or challenge the topic at hand? Has there been scholarly research done that supports the curation, artworks, or themes in the exhibition?

*not required for individual artwork submissions

Artist Statement

- Thematic focus of work (goal, purpose, intention, exploration)
- Content of work (themes, ideas, subject matter)
- Influences (cultural, historical, theoretical, art historical)
- Form of work (materials, process, tradition of work)
- Who is your audience?
- How can you clarify what your work is about?
- What are your challenges?

*not required for individual artwork submissions

1-20 Images/Media/ Work Samples

- The documentation of your work is a very important aspect of your career as an artist.
- See the next slide for information about free photo documentation!

Show Layout on Gallery Floor Plan

Download the PDF and mark where specific artworks will be located.

*not required for individual artwork submissions

free photo documentation








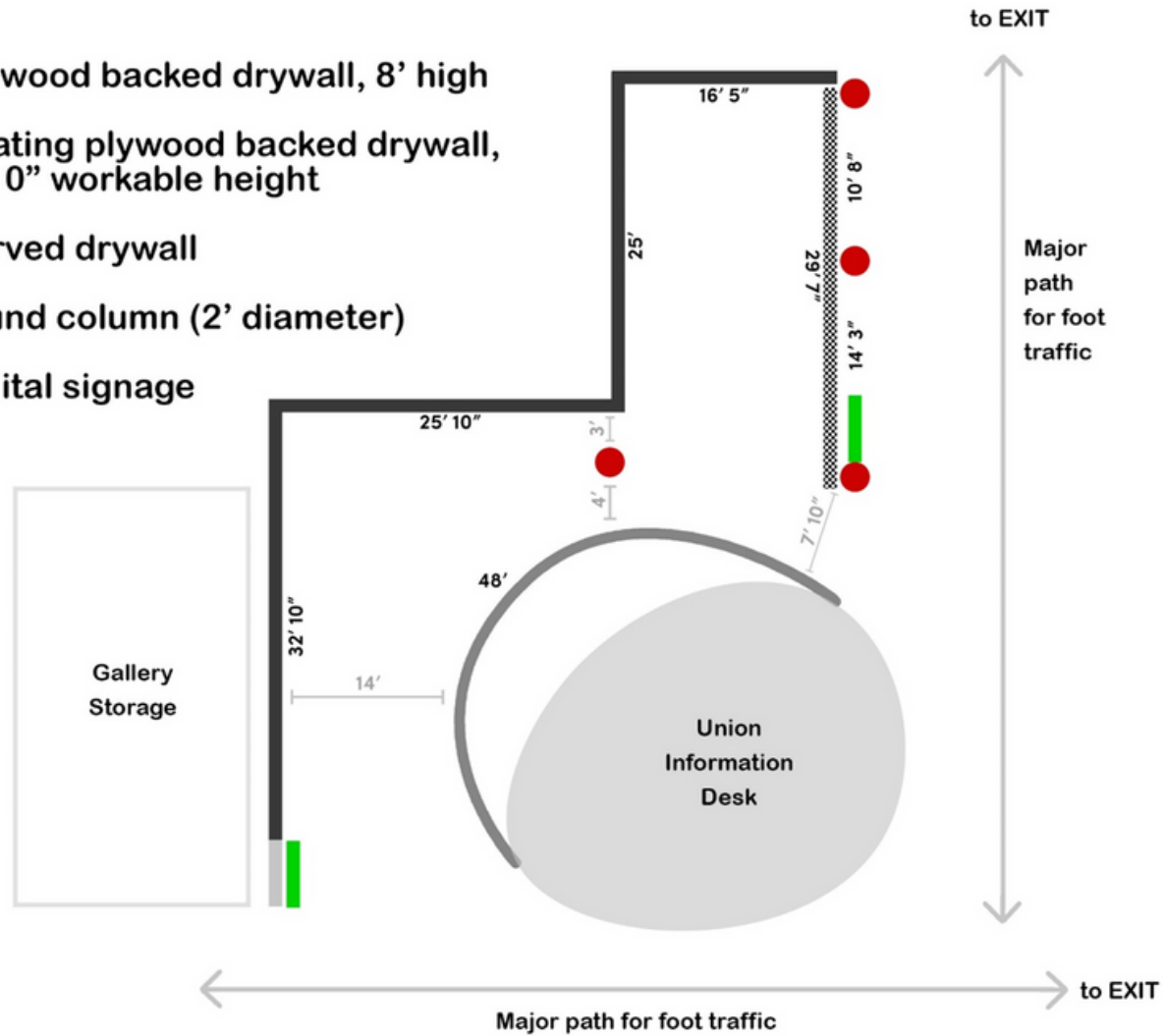
We HIGHLY RECOMMEND taking advantage of the FREE photo documentation service provided by CVAD.

To make an appointment, visit
<https://itservices.cvad.unt.edu/service-photo-documentation.html>

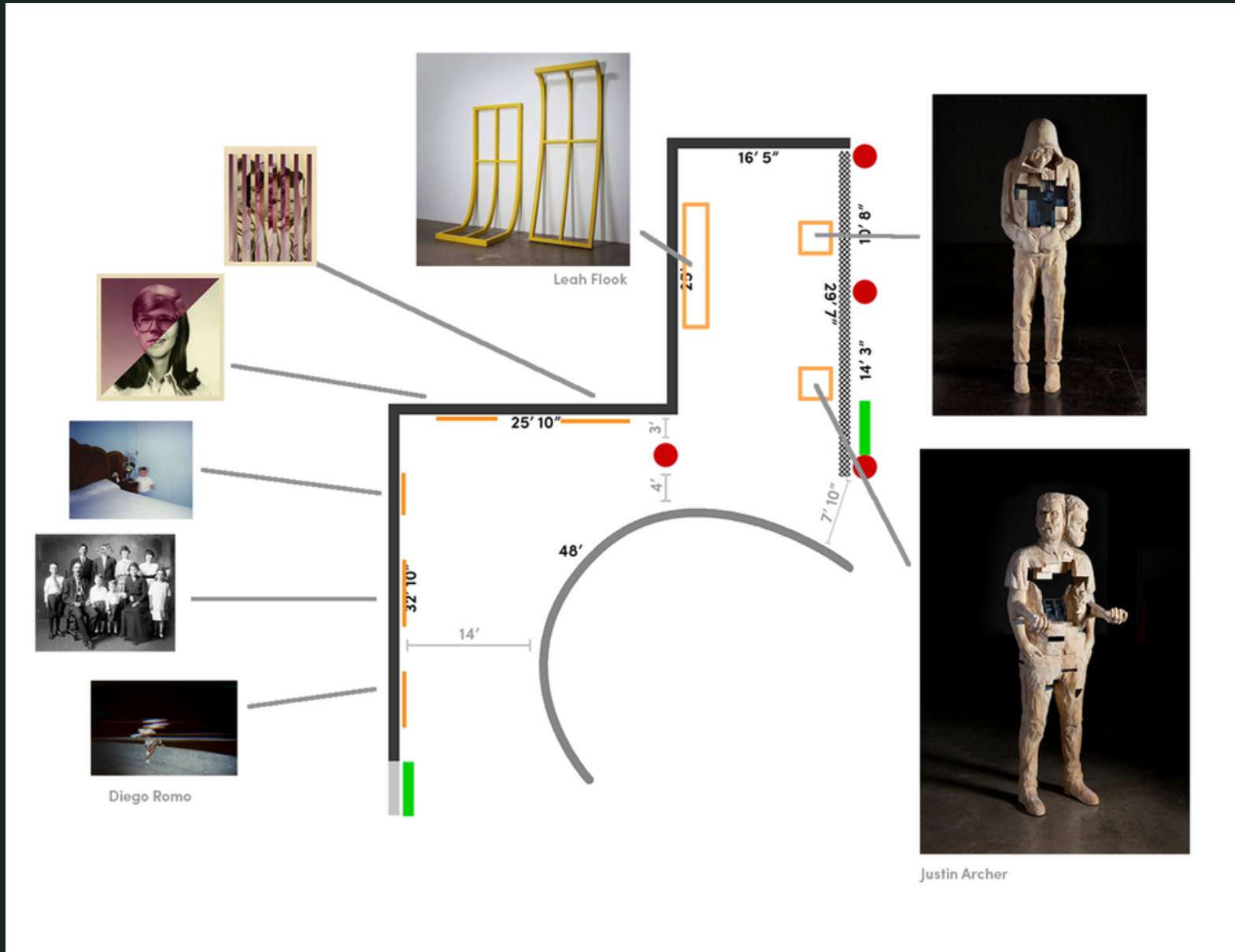
union art gallery floor plan

KEY:

-  = Plywood backed drywall, 8' high
-  = floating plywood backed drywall, 5' 10" workable height
-  = curved drywall
-  = round column (2' diameter)
-  = digital signage



example show layout





the selection process

all proposals will be reviewed and rated by the union art gallery selection committee

The committee is made up of faculty, staff, and students from CVAD and other colleges within UNT. If accepted, you will be contacted to set up a meeting. You will receive more information at that time and sign the Gallery Contract.

*Priority is given to artists that have not previously or recently shown in the Union Art Gallery.

make your application competitive

Competitive Application

- Clarity of curatorial, conceptual, and thematic aspects
- Clear vision for the exhibition narrative
- Strong images of artwork that represents these assertions
- Work and dialogue is compelling and relevant to the campus and UNT community

Weak Application

- Incomplete application or failure to follow instructions
- Lack of relevance to audience outside from its participants
- Poor or low quality images that fail to show or represent the work in a clear way
- Jargon filled and unnecessarily wordy texts

what the union art gallery provides

- Opening reception food, title wall vinyl, exhibition labels, info slides on the digital signage
- Various tools and hanging hardware (drill, hammers, levels, tape measures, ladders, nails, floret hangers, etc.)
- A small selection of pedestals and wall shelves

what the union art gallery does not provide

- Material costs for the artworks are the sole responsibility of the exhibitor(s)
- Framing and preparation for the installation are the sole responsibility of the exhibitor(s)
- Installation is the sole responsibility of the exhibitor(s)

go to
www.untunion.slideroom.com
and apply!

union.unt.edu/art-gallery

Questions? Contact: Stephanie Spyker – Union Arts Coordinator

stephanie.spyker@unt.edu